

# Manual

Updated 11/20/2020

## Reader VAKA A61

A61 is an EM- and MIFARE proximity reader for Axema VAKA

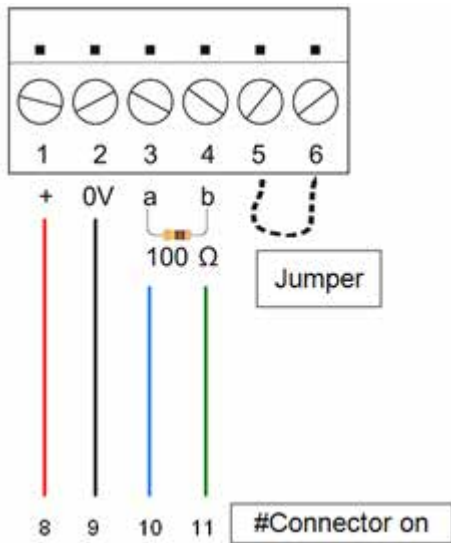


# Reader VAKA A61

---

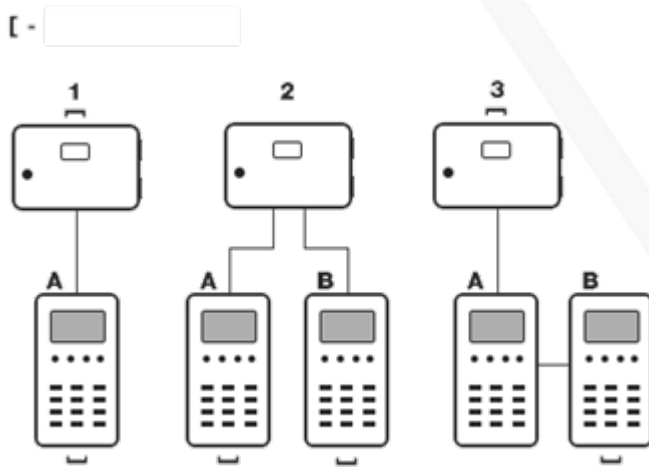
<b>Screw connectors</b> .....	<b>3</b>
<b>Termination and addressing</b> .....	<b>4</b>
<b>Cable</b> .....	<b>5</b>
<b>Reading</b> .....	<b>6</b>
Radio .....	6
<b>Technical data</b> .....	<b>7</b>

## Screw connectors



<b>Connector Function</b>		<b>B17/B27B28</b>	<b>B18</b>
1-2	Power supply (connector 1 is positive (+))	8-9	1-2
3-4	Communication, termination (100Ω)	10-11	3-4
5-6	If the reader is used for exit, the connectors are short circuit.		

# Termination and addressing

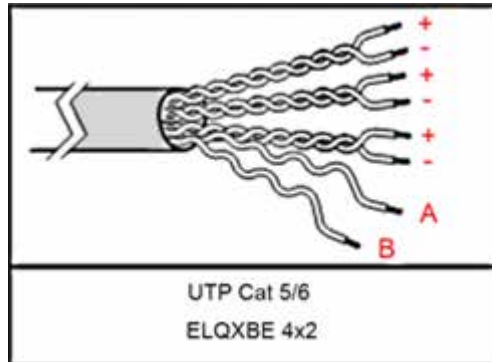


Unit	A61 & A63	B17, B27 and B28	B18
<b>Termination</b>	Install the 100 $\Omega$ resistor between 3 and 4.	Mount the termination jumper	Install the 100 $\Omega$ resistor between 3 and 4.
<b>Address a B unit (inside reader)</b>	Install a jumper between 5 and 6.		

The unit is named in the VAKA software.

# Cable

<b>Cable type</b>	<b>Maximum cable length at 24V</b>
1 x 4 x 0,5	150m
Cat 5/6	200m



*How a UTP Cat 5 should be connected for maximum length.*


**Maximum cable length between B16/B26 and the reader is 10m. No termination resistor should be used.**

## Reading

Present the credential against the symbol on the lower half of the reader



A successful reading is indicated by a green or red padlock depending on if the credential do have access or not.



If a reading not is indicated, the credential lacks compatibility, or that the MIFARE or EM reading has been disabled. This is set in the in the VAKA software under *Settings, Card/Code, Cards*.

## Radio

For best coverage, the reader should be mounted with the front facing the reading area. As the reading is affected by the installation environment, the reading distance can vary between 5 and 50 meters. i.e. wall materials, vehicle bodies and electrical equipment. Before the permanent fixation, it's recommended to test the coverage using a RN-18 radio key. Significant improvements can be achieved by moving and/or turning the reader.

Only RN18 radio keys can be used for "radio reading".

## Technical data

<b>Attribute</b>	<b>A61</b>
------------------	------------

Reading distans in optimal conditions	7 cm with EM, 3 cm with MIFARE and 50 m with radio
---------------------------------------	--

Power supply	From door controller
--------------	----------------------

IP-rating	IP55
-----------	------

IP rating	IK08
-----------	------

Temperature range	-30° to +55C°
-------------------	---------------