

General Features



- ◆ Sealed and maintenance free operation.
- ◆ Non-Spillable construction design.
- ◆ ABS containers and covers(UL94HB, UL94V-0) optional.
- ◆ Safety valve installation for explosion proof.
- ◆ High quality and high reliability.
- ◆ Exceptional deep discharge recovery performance.
- ◆ Low self discharge characteristic.
- ◆ Flexibility design for multiple install positions.



Battery Type	Valve-Regulated, Absorbed Glass Mat (AGM) Technology			
Nominal Voltage	12V			
Capacity(20°C)	20HR(0.378A, 1.8V/cell)	10HR(0.706A, 1.80V)	5HR(1.26A, 1.75V)	1HR(4.55A, 1.60V)
	7.56AH	7.06AH	6.30AH	4.55AH
Dimensions	Length	Width	Height	Total Height
	151mm(5.95inches)	65mm(2.56inches)	94.5mm(3.72inches)	100mm(3.94inches)
Approx Weight	Approx 2.45 kg (5.40lbs)			
Internal Resistance	Full Charged at 20°C : Approx 20mΩ			
Self Discharge	3% of capacity declined per month at 20°C			
Capacity affected by Temperature(10HR)	40°C	25°C	0°C	-15°C
	103%	100%	86%	65%
Charging Voltage (V)	Cycle use		Float use	
	14.4V~15.0V at 20°C. Temp. Coefficient -30mV/°C		13.5V~13.8V at 20°C. Temp. Coefficient (-20mV/°C)	
Current	Max. Discharge Current		Initial Charging Current	
	117A		Less than 2.34A	
Operating Temp. Range	Discharge		Charging	
	-15~50°C (5~122°F)		0~40°C (32~104°F)	
			Storage	
			-15~40°C (5~104°F)	

Constant Current Discharge (Amperes) at 20 °C (68°F)

F.V/Time	5min	10min	15min	20min	30min	45min	1h	2h	3h	4h	5h	6h	8h	10h	20h
1.85V/cell	17.0	12.4	10.5	8.93	6.54	4.78	3.85	2.28	1.71	1.38	1.18	1.03	0.817	0.676	0.372
1.80V/cell	20.3	14.4	11.9	9.69	7.03	5.08	4.10	2.40	1.78	1.45	1.23	1.07	0.847	0.706	0.378
1.75V/cell	22.8	15.8	12.7	10.3	7.32	5.28	4.25	2.47	1.82	1.48	1.26	1.09	0.859	0.717	0.386
1.70V/cell	24.8	16.8	13.5	10.7	7.60	5.42	4.34	2.52	1.86	1.51	1.28	1.11	0.878	0.727	0.391
1.65V/cell	27.0	17.9	14.2	11.2	7.89	5.60	4.45	2.57	1.90	1.54	1.30	1.13	0.889	0.734	0.394
1.60V/cell	28.4	18.7	14.6	11.5	8.08	5.74	4.55	2.63	1.94	1.56	1.33	1.14	0.904	0.745	0.401

Constant Power Discharge (Watts) at 20 °C (68°F)

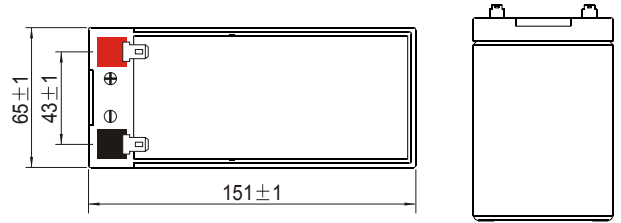

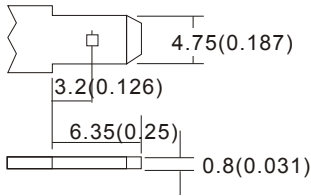
F.V/Time	5min	10min	15min	20min	30min	45min	1h	2h	3h	4h	5h	6h	8h	10h	20h
1.85V/cell	32.0	23.6	20.3	17.4	12.7	9.41	7.58	4.52	3.40	2.76	2.38	2.06	1.64	1.37	0.750
1.80V/cell	38.1	27.4	22.8	18.8	13.7	9.88	8.04	4.73	3.52	2.88	2.45	2.13	1.70	1.42	0.761
1.75V/cell	42.2	29.6	24.1	19.7	14.2	10.3	8.33	4.87	3.60	2.93	2.50	2.16	1.72	1.44	0.773
1.70V/cell	45.3	31.3	25.4	20.4	14.5	10.5	8.43	4.93	3.66	2.97	2.53	2.19	1.74	1.45	0.776
1.65V/cell	48.4	32.5	26.2	21.0	14.9	10.7	8.57	4.97	3.69	3.00	2.55	2.21	1.75	1.45	0.778
1.60V/cell	49.8	33.3	26.6	21.3	15.1	10.8	8.70	5.06	3.74	3.03	2.58	2.23	1.77	1.46	0.788



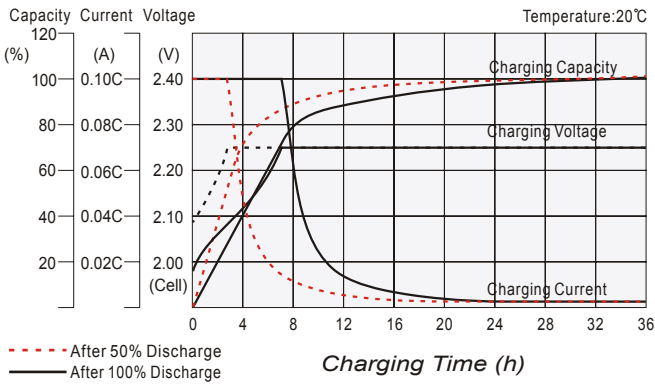
Dimensions

T1 Terminal

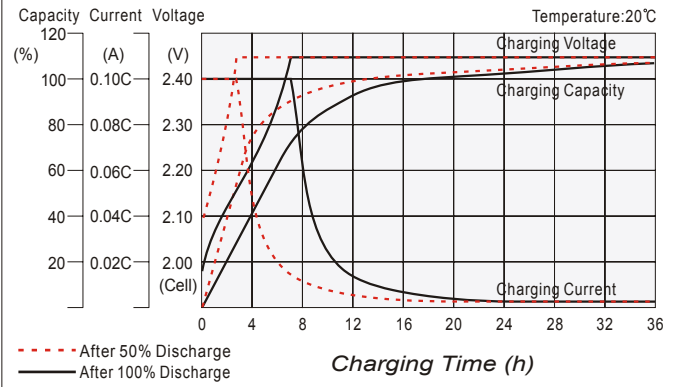
Unit: mm [inches]



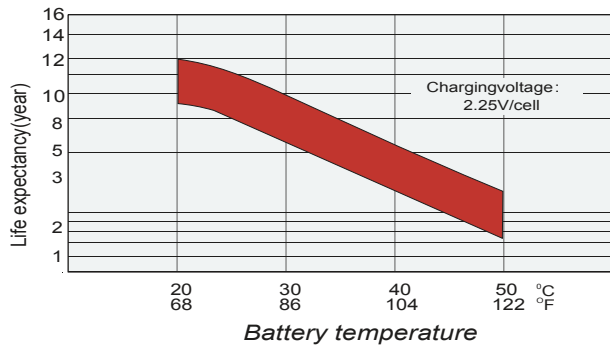
Float charging characteristics



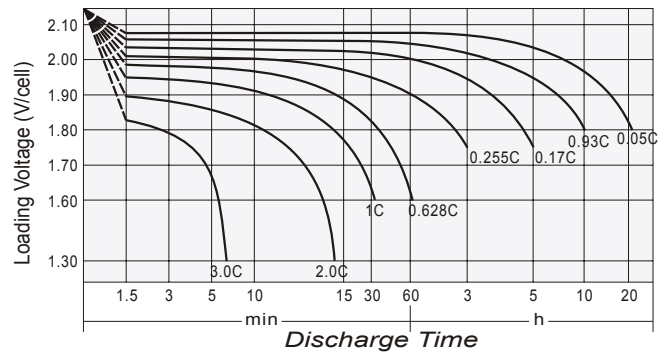
Cycle use charging characteristics



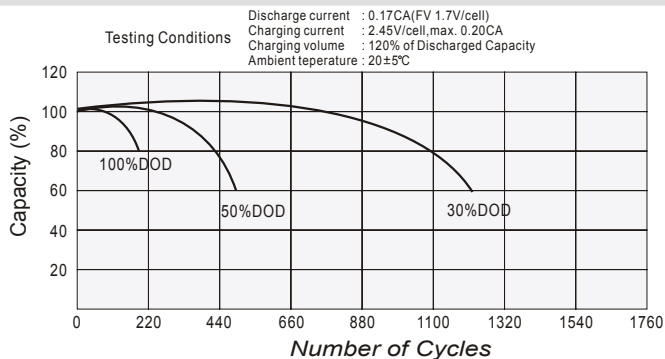
Effect of Temperature on Long Term Float Life



Discharge characteristics



Cycle Life in Relation to Depth of Discharge



Self Discharge Characteristics

